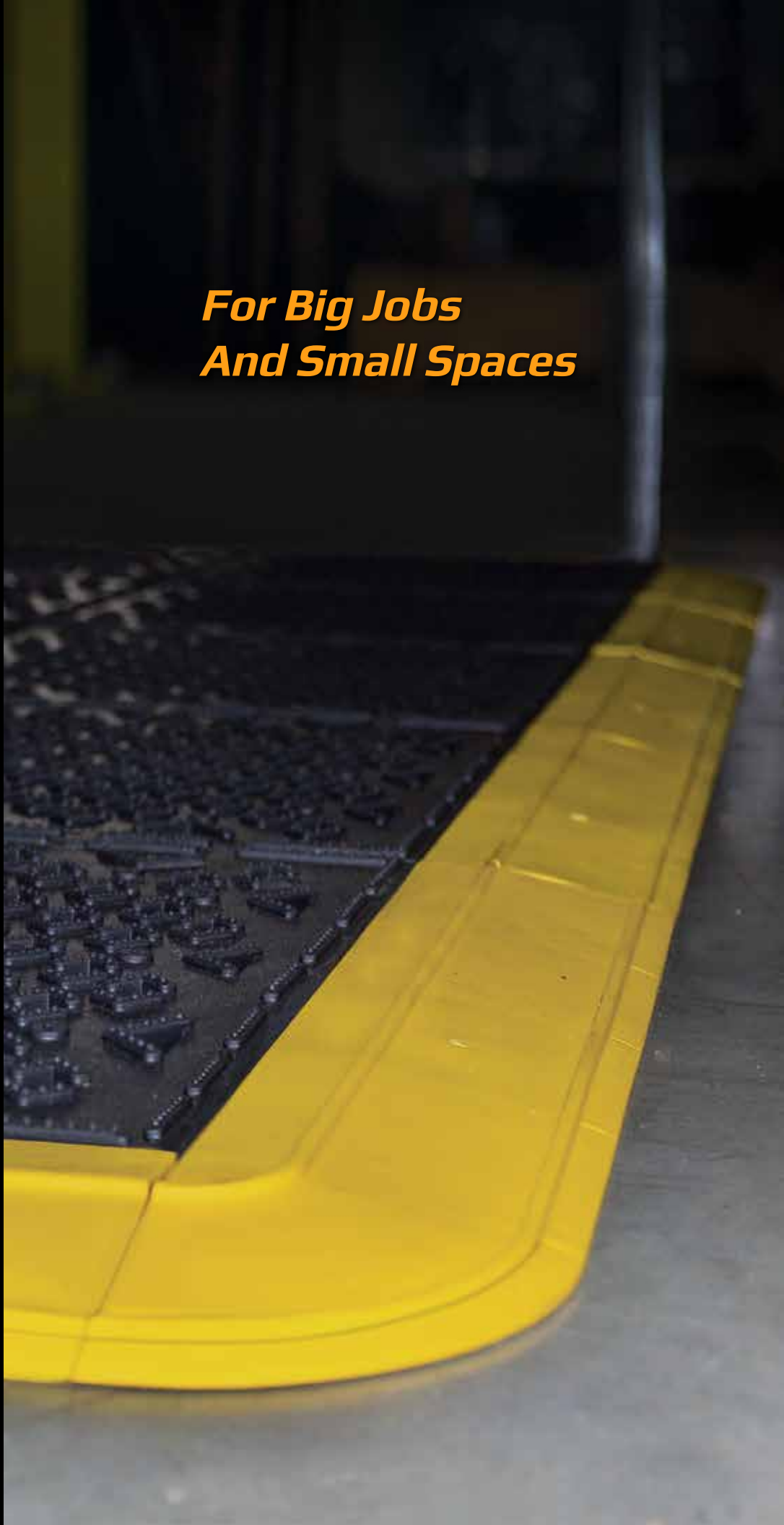


**F.I.T.®
MODULAR
FLOORING**

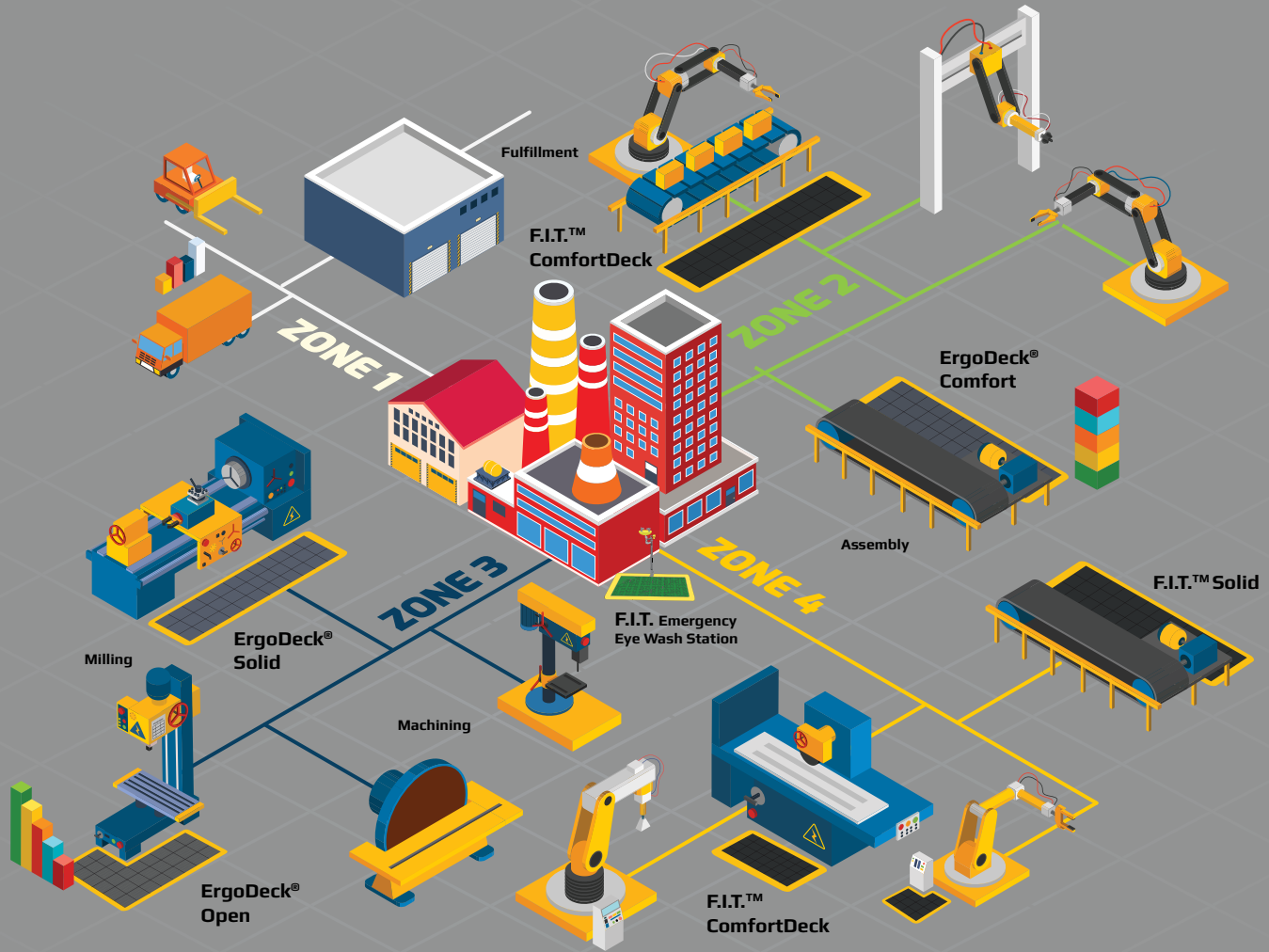
*For Big Jobs
And Small Spaces*



WEARWELL®



CHOOSE THE RIGHT FIELD OF PLAY



F.I.T.® FLOORING

If You Love ErgoDeck® Flooring, You'll Love F.I.T.™ Tiles



F.I.T. tiles are 12" x 12" (30cm x 30cm) and often referred to as "ErgoDeck Lite". Use F.I.T. to cover smaller spaces because it will require less cutting and customization. F.I.T. is also an alternative solution when the budget is tight.

F.I.T. features our patented LockSafe® Positive Interlocking System that prevents separation during use and can be easily unzipped to replace single tiles or sections as needed. Thanks to versatility and durability, the F.I.T. system can be used for many otherwise challenging applications. Tiles can be cut and reconnected every three inches to "fit" around columns, equipment or other obstacles. Cover a less-than-ideal floor (such as cracked concrete) to provide standing relief, safety underfoot, and traction for workers — not to mention world-class aesthetics. Assemblies of F.I.T. can also be rolled up without coming apart, making it an ideal solution for areas that require frequent cleaning.

Learn more @ www.Wearwell.com/FIT



Product Family 540

SECURE, SEAMLESS CONNECTION

Our 100% secure, patented interlocking system prevents tiles from separating yet zips apart for reconfiguration.

FLEXIBILITY

F.I.T. stays together. So roll it up and away for cleaning, work station reconfiguration, etc.

TIGHT SPACES

Square 12" x 12" (30 cm x 30 cm) tiles for smaller areas.

VALUE

Budget friendly alternative to ErgoDeck.

CUSTOMIZATION

Tiles can be customized in 3" (8 cm) increments to create unique lengths, widths and shapes.

UNIVERSAL EDGING SYSTEM

3" (8 cm) wide safety ramps work universally on all F.I.T. styles.

IMPROVE TRACTION

For extremely slippery areas choose GRITSHIELD™.

Learn more @ www.Wearwell.com/FIT

BECAUSE THE SURFACE MATTERS



Out with the old and in with the new and improved!

Comfort Deck was a well-loved Wearwell product, but it had a few flaws. There were size limitations, it lacked anti-fatigue benefits and couldn't be customized. We set out to find a better solution. F.I.T.™ Comfort Deck has the surface pattern loved by all with the benefits of F.I.T.!!

- Highly textured surface pattern
- 34% increase in traction VS. traditional grit
- Quick drainage
- Nub pattern provides ultimate comfort



Slippery



Advanced Fatigue



Product	Part Number	Size	Color	Unit of Measure
F.I.T.™ Comfort Deck	548.58x12x12BK-CS20	12" x 12" (30cm x 30cm)	Black	Case of 20
F.I.T.™ Open Tiles	540.58x12x12BK-CS20 540.58x12x12GN-CS20 540.58x12x12RD-CS20	12" x 12" (30cm x 30cm)	Black Green Red	Case of 20
F.I.T.™ Solid Tiles	541.58x12x12BK-CS20	12" x 12" (30cm x 30cm)	Black	Case of 20
F.I.T.™ Open w/GRITSHIELD™	542.58x12x12BK-CS20	12" x 12" (30cm x 30cm)	Black	Case of 20
F.I.T.™ Solid w/GRITSHIELD™	543.58x12x12BK-CS20	12" x 12" (30cm x 30cm)	Black	Case of 20
F.I.T.™ Ramp (BK)	540.58x3x12BK-CS20	3" x 12" (8cm x 30cm)	Black	Case of 4
F.I.T.™ Ramp (YL)	540.58x3x12YL-CS20	3" x 12" (8cm x 30cm)	Yellow	Case of 4
F.I.T.™ Ramp w/Corner (BK)	540.58x3x15BK-CS4	3" x 15" (8cm x 38cm)	Black	Case of 4
F.I.T.™ Ramp w/Corner (YL)	540.58x3x15YL-CS4	3" x 15" (8cm x 38cm)	Yellow	Case of 4

Learn more @ www.Wearwell.com/FIT



F.I.T. Solid

Just as the name says, this hard worker features a solid, low-profile top surface design that is strong enough to withstand heavy foot traffic and still delivers enough support to provide ergonomic benefits to the standing worker. Add GRITSHIELD™ and you have traction for slippery areas. Look for product families 541 & 543



Slippery

F.I.T. Open

Utilize F.I.T. Open to convert wet or heavy debris areas into ergonomic power areas. The 11/16" (17mm) hole design works well for areas with debris as well as facilitates quick drainage. Add GRITSHIELD™ and you have traction for slippery areas. Look for product families 540 & 542




Slippery



Wet



Flexible yet underside design offers superior support



CREATE YOUR OWN HOME BASE



F.I.T. Kits

Each kit contains all the components for a complete mat. Each kit comes in black with yellow borders. Snap it all together in 5 minutes or less (no cutting or tools required), and you've got an ergonomic workstation that'll last for years. Look for product families 544, 545 & 548 when you're ready to think inside the box.


Universal F.I.T. Edging

Provide a visual cue for on-off access points. F.I.T. ramps are 3" (8cm) for an easy transition.



In the box kit you get everything you need.

- Tiles, Male Corner Ramps, and Male /Female Ramp sides




Product	Part Number	Size
F.I.T.™ KITS	544.58x27x30BYL	27" x 30" (69cm x 76cm)
F.I.T.™ KITS	544.58x27x42BYL	27" x 42" (69cm x 107cm)
F.I.T.™ KITS	544.58x27x54BYL	27" x 54" (69cm x 137cm)
F.I.T.™ KITS	544.58x27x66BYL	27" x 66" (69cm x 1.7m)
F.I.T.™ KITS	544.58x27x90BYL	27" x 90" (69cm x 2.3m)
F.I.T.™ KITS	544.58x39x66BYL	39" x 66" (99cm x 1.7m)
F.I.T.™ KITS w/GRITSHIELD	545.58x27x30BYL	27" x 30" (69cm x 76cm)
F.I.T.™ KITS w/GRITSHIELD	545.58x27x30BYL	27" x 30" (69cm x 76cm)
F.I.T.™ KITS w/GRITSHIELD	545.58x27x42BYL	27" x 42" (69cm x 107cm)
F.I.T.™ KITS w/GRITSHIELD	545.58x27x54BYL	27" x 54" (69cm x 137cm)
F.I.T.™ KITS w/GRITSHIELD	545.58x27x66BYL	27" x 66" (69cm x 1.7m)
F.I.T.™ KITS w/GRITSHIELD	545.58x27x90BYL	27" x 90" (69cm x 2.3m)
F.I.T.™ Comfort Deck KITS	548.58x27x30BYL	27" x 30" (69cm x 76cm)
F.I.T.™ Comfort Deck KITS	548.58x27x42BYL	27" x 42" (69cm x 107cm)
F.I.T.™ Comfort Deck KITS	548.58x27x54BYL	27" x 54" (69cm x 137cm)
F.I.T.™ Comfort Deck KITS	548.58x27x66BYL	27" x 66" (69cm x 1.7m)
F.I.T.™ Comfort Deck KITS	548.58x27x90BYL	27" x 90" (69cm x 2.3m)
F.I.T.™ Comfort Deck KITS	548.58x39x66BYL	39" x 66" (99cm x 1.7m)

INJURY ON THE FIELD



Emergency KITS

Each kit contains all the components for a complete mat to uniquely *fit* your Emergency Eyewash and Shower station space. The mats help claim the space for unencumbered access. Available in color with a yellow border that heightens visibility in an emergency situation. Look for product family 546.



- Meets ANSI recommendations
- Bright color for high visibility
- Elevates the user above hazardous overflow
- Reduces in-use slips and falls

Product	Part Number	Size	Color
F.I.T.™ Emergency Eyewash KIT	546.58x27x30GNYL	27" x 30" (69cm x 76cm)	Green w/Yellow Borders
F.I.T.™ Emergency Eyewash KIT	546.58x27x42GNYL	27" x 42" (69cm x 76cm)	Green w/Yellow Borders
F.I.T.™ Emergency Shower KIT	546.58x27x30RDYL	27" x 30" (69cm x 107cm)	Red w/Yellow Borders
F.I.T.™ Emergency Shower KIT	546.58x27x42RDYL	27" x 42" (69cm x 107cm)	Red w/Yellow Borders



The Risks Are Real

12,640 Incidents are reported each year due to chemical exposure across all U.S. Industries

164 Fatalities in the U.S. from chemical exposure in just one year

SIMPLE GAME-WINNING STRATEGY



Even the best coaches are faced with challenges. You don't have to go it alone! Tackle them with one of our global team experts. Using state of the art tools, they'll come to your facility, assess your areas of concern and create a game plan specific to your goals, initiatives and budget.

The Wearwell Site-Survey is Free of Charge

This service is valued at \$2,000, but we provide it at no charge with confidence we will earn your business.

Backed by 65 Years of Expertise

You could purchase competitor products, but we are confident you won't find any that can compare to the quality and value of a **Wearwell product**. We are the industry experts!

Your Team, Your Plan

You can prioritize based on your time-line and budget.

Work with Your Current Distributors

With our large network of top notch distributors, purchasing Wearwell flooring and matting is simple and convenient.



WEARWELL®

For more information on Wearwell F.I.T. flooring or additional options, hike on over to our website @ www.Wearwell.com

NORTH AMERICA

Wearwell, Inc. (Headquarters)
Phone: 615.254.8381
or 1.800.264.3030
info@wearwell.com
www.wearwell.com

MEXICO
www.wearwell.com/mx
CANADA
www.wearwell.com/mx

UK & IRELAND

Wearwell Europe LTD
Phone: 44.1844.212117
info@wearwell-europe.co.uk
www.wearwell.com/uk

EUROPE

Wearwell Europe LTD
Phone: 31.77.201.4028
europe@wearwell.eu
www.wearwell.com/uk
FRANCE
www.wearwell.com/fr
GERMANY
www.wearwell.com/de