

TAKE PLATFORMS TO
A NEW LEVEL



 **FOUNDATION**
by WEARWELL®

PLATFORMS THAT PERFORM



SAVE TIME

FOUNDATION is a modular platform system engineered to deliver all the strength and stability of traditional platforms, but in a fraction of the time. Time is money!

From start to finish, FOUNDATION is hassle-free. Spend less time planning, budgeting, purchasing and installing!

REDUCE COSTS

FOUNDATION platforms are an economical choice vs. other homegrown methods for designing and installing platforms. And, it is so versatile that it can easily be disassembled and re-used when needs change.

Simple design. Simple installation. Simple maintenance. That adds up to money in the bank.

STAY GREEN

FOUNDATION platform tiles are manufactured using 100% post-consumer Polypropylene and the aluminum frame is 100% recyclable.


All manufacturing of FOUNDATION is in the USA reducing the environmental impact of cross continental emissions. Plus, as needs change, FOUNDATION platforms can be reused over and over again.





STOP INJURIES

FOUNDATION platforms raise employees to the proper height and help prevent Musculoskeletal Disorders in the workplace. The lightweight but powerful design

also makes installation and handling less risky. And the FOUNDATION system is compatible with ergonomic matting for even more anti-fatigue benefits.

THE FOUNDATION PLATFORM SYSTEM




<p>100% RECYCLED TILES POST CONSUMER POLYPROPYLENE</p> 	<p>400 LBS PER TILE LOAD RATING</p> 	<p>MODULAR SCALE AS YOU NEED TO</p> 	<p>EASY ASSEMBLY QUICKLY ASSEMBLY LARGE SCALE PLATFORMS</p> 
--	---	---	---

STRONG & COMFORTABLE

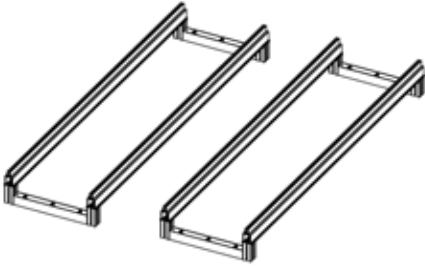
The Foundation platform system is built on a solid aluminum frame. The frame is designed to withstand MUCH greater stresses than are ever required for a work platform. But, keeping employees safe is the NUMBER ONE PRIORITY!

Each individual 18"x18" tile is rated for a 400 lb load. The rating has a built-in safety factor of 3:1, so an individual tile will not fail until the load approaches 1,200 lbs. Again, far exceeding the normal expectations of a work platform design.



SIMPLICITY

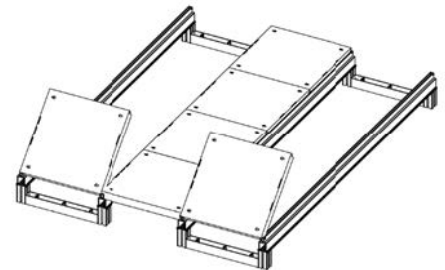
1 Slide in cross braces to create individual frames



2 Join frames with tiles



3 Finish off with remaining tiles



Continue the process to desired width. Use FOUNDATION connectors to join sections end-to-end to desired length.

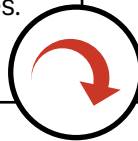
FOUNDATION PLATFORM PLANNING PROCESS

CHOOSE A SURFACE & A PLATFORM HEIGHT

Tiles are available in Smooth, Open and Diamond-Plate surface patterns with heights from 4 to 12 inches.

DESIGN YOUR PLATFORM

Download a FOUNDATION planning sheet at Wearwell.com/FOUNDATIONPlanning; orient the sketch so that the longest dimension is the length and the shorter dimension is the width.



DETERMINE WHAT PARTS TO ORDER

Use our planning sheet to determine what parts you need or email your plan to Quotes@wearwell.com and we'll send you a list of the parts you need.



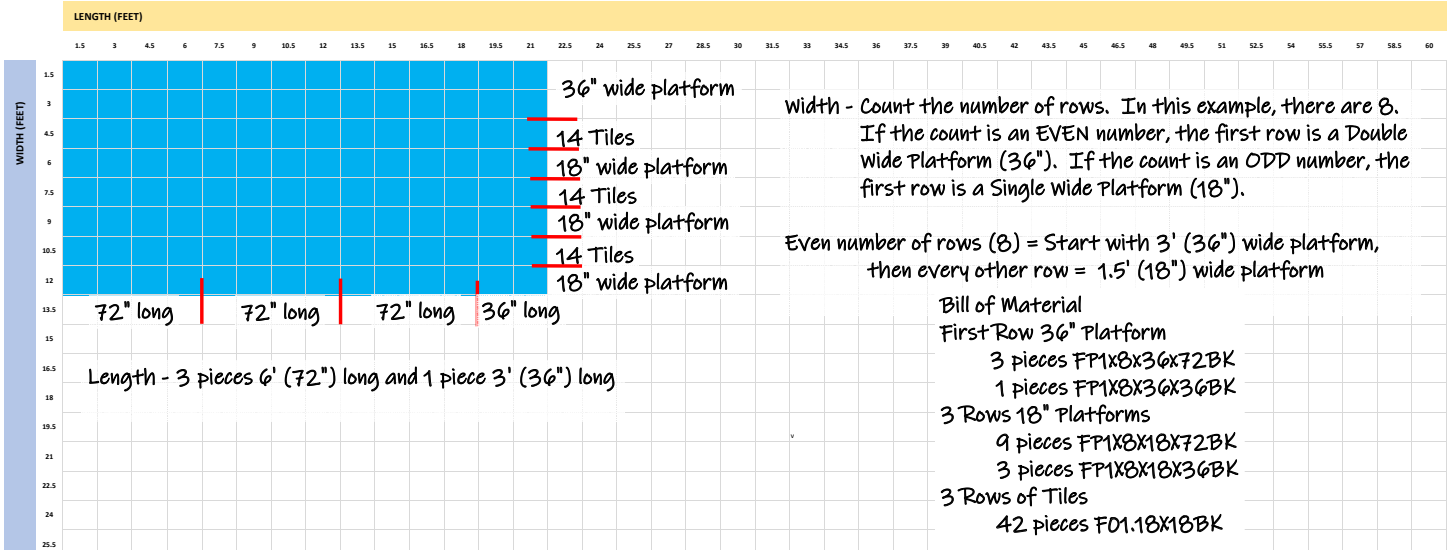
Name: John
 Company: ABC Company
 Email: John@abc.com
 Phone: 615-254-8301
 Zip Code: 37167

CHOOSE YOUR PLATFORM TILE SURFACE: Smooth

CHOOSE YOUR PLATFORM HEIGHT: 8" Tall

Email your plan to our [Customer Service Team at csc@wearwell.com](mailto:CustomerService@wearwell.com)

Each square is equal to 18" x 18". Draw or fill each square to represent your platform size and configuration.



FOUNDATION PLATFORMS AT WORK



1-PERSON WORKSTATIONS

Workstations and equipment maintenance can sometimes be out of reach, forcing employees to overreach, stand on make-shift solutions or spend valuable time fabricating their own.

FOUNDATION makes it easy to plan and install custom platforms that are lightweight, reconfigurable, and easy to maintain.

NO JOB IS TOO BIG!

MULTI-PERSON WORKSTATIONS

This surprisingly lightweight system provides all the support your team demands and more! Each tile boasts a load rating of 400 lbs. and is manufactured of up to 100% recycled Polypropylene to stand up to a wide range of chemicals.

Custom plywood platforms require expensive man-hours, unpredictable material costs and precious production time.



ELEVATION & ANTI-FATIGUE SOLUTIONS

FOUNDATION Platforms are even better when paired with our anti-fatigue mats!

The ultimate ergonomic solution, designed to decrease musculoskeletal disorders and fatigue while increasing productivity, performance and safety.

SMOOTH SURFACE PLATFORM KITS



SMOOTH SURFACE

The textured smooth surface adds traction to your platform, and finishes your layout with industrial grade looks. Keeps carts rolling and work flowing safely. This style provides an ideal base for anti-fatigue matting.



LIFT SLOT

Smooth tiles feature lift slots for easy removal and access beneath.

THE PROBLEM: "I was constantly tripping over a forklift safety bar when servicing our equipment."

SOLUTION: "FOUNDATION has been the perfect solution. It puts me at a better height and I can work without the worry of tripping. It's light enough to move out of the way for fork lifts."

SMOOTH PLATFORM KITS

**18"
WIDE**

1 CASE OF (4) TILES



2 BEAMS



1 CASES OF (4) TILES



2 U-CONNECTORS



2 LEG/BEAM ASSEMBLIES
2 LEG CROSS BRACES



	18" Length	36" Length	54" Length	72" Length
4" Height	FP1x4x18x18BK	FP1x4x18x36BK	FP1x4x18x54BK	FP1x4x18x72BK
8" Height	FP1x8x18x18BK	FP1x8x18x36BK	FP1x8x18x54BK	FP1x8x18x72BK
12" High	FP1x12x18x18BK	FP1x12x18x36BK	FP1x12x18x54BK	FP1x12x18x72BK

Custom heights up to 12" available.



4"(10 cm) 8"(20 cm) 12"(30 cm) 18"(46 cm) 36"(92 cm) 54"(137 cm) 72"(183 cm)

SMOOTH PLATFORM KITS

**36"
WIDE**

2 CASES OF (4) TILES



3 BEAMS



2 CASES OF (4) TILES



4 U-CONNECTORS



3 LEG/BEAM ASSEMBLIES
4 LEG CROSS BRACES



	18" Length	36" Length	54" Length	72" Length
4" Height	FP1x4x36x18BK	FP1x4x36x36BK	FP1x4x36x54BK	FP1x4x36x72BK
8" Height	FP1x8x36x18BK	FP1x8x36x36BK	FP1x8x36x54BK	FP1x8x36x72BK
12" High	FP1x12x36x18BK	FP1x12x36x36BK	FP1x12x36x54BK	FP1x12x36x72BK

Custom heights up to 12" available.




OPEN SURFACE PLATFORM KITS



OPEN SURFACE

FOUNDATION Open surface allows free passage of fluids, debris and airflow. It not only provides elevation, it also provides additional traction in slippery areas.



OPEN DESIGN

Integrated traction points provide long-lasting, reliable slip prevention.

THE PROBLEM: "Before we officially opened, we spent 3 weeks building a custom, 5-inch-tall wood platform. Before we had even moved in, a forklift hit and damaged the plywood platform, delaying us even further."

SOLUTION: "FOUNDATION was much faster to assemble. Instead of 3 weeks, it took more like 3 hours. The aluminum frame is stronger and easier to replace if another fork hits it."

OPEN PLATFORM KITS

18"
WIDE

1 CASE OF (4) TILES



2 BEAMS



1 CASES OF (4) TILES



2 U-CONNECTORS



2 LEG/BEAM ASSEMBLIES
2 LEG CROSS BRACES



	18" Length	36" Length	54" Length	72" Length
4" Height	FP2x4x18x18BK	FP2x4x18x36BK	FP2x4x18x54BK	FP2x4x18x72BK
8" Height	FP2x8x18x18BK	FP2x8x18x36BK	FP2x8x18x54BK	FP2x8x18x72BK
12" High	FP2x12x18x18BK	FP2x12x18x36BK	FP2x12x18x54BK	FP2x12x18x72BK

Custom heights up to 12" available.



4"(10 cm) 8"(20 cm) 12"(30 cm) 18"(46 cm) 36"(92 cm) 54"(137 cm) 72"(183 cm)

OPEN PLATFORM KITS

36"
WIDE

2 CASES OF (4) TILES



3 BEAMS



2 CASES OF (4) TILES



4 U-CONNECTORS




3 LEG/BEAM ASSEMBLIES
4 LEG CROSS BRACES



	18" Length	36" Length	54" Length	72" Length
4" Height	FP2x4x36x18BK	FP2x4x36x36BK	FP2x4x36x54BK	FP2x4x36x72BK
8" Height	FP2x8x36x18BK	FP2x8x36x36BK	FP2x8x36x54BK	FP2x8x36x72BK
12" High	FP2x12x36x18BK	FP2x12x36x36BK	FP2x12x36x54BK	FP2x12x36x72BK

Custom heights up to 12" available.



DIAMOND-PLATE SURFACE PLATFORM KITS



DIAMOND-PLATE SURFACE

FOUNDATION Diamond-Plate tiles offer more than rugged good looks - they provide undeniable traction! Sure-footed employees make for a safer, more productive team.



LIFT SLOT

Diamond-Plate Tiles feature lift slots for easy removal and access beneath.

THE PROBLEM: "It took forever to get a quote on a platform for my employees. Why is it so difficult to get an actual price?"

SOLUTION: "With FOUNDATION I was able to get an exact quote on my platform size including all the parts and pieces."

DIAMOND-PLATE PLATFORM KITS

**18"
WIDE**

1 CASE OF (4) TILES



2 BEAMS



1 CASES OF (4) TILES



2 U-CONNECTORS



2 LEG/BEAM ASSEMBLIES
2 LEG CROSS BRACES



	18" Length	36" Length	54" Length	72" Length
4" Height	FP3x4x18x18BK	FP3x4x18x36BK	FP3x4x18x54BK	FP3x4x18x72BK
8" Height	FP3x8x18x18BK	FP3x8x18x36BK	FP3x8x18x54BK	FP3x8x18x72BK
12" High	FP3x12x18x18BK	FP3x12x18x36BK	FP3x12x18x54BK	FP3x12x18x72BK

Custom heights up to 12" available.



4"(10 cm) 8"(20 cm) 12"(30 cm) 18"(46 cm) 36"(92 cm) 54"(137 cm) 72"(183 cm)

DIAMOND-PLATE PLATFORM KITS

**36"
WIDE**

2 CASES OF (4) TILES



3 BEAMS



2 CASES OF (4) TILES



4 U-CONNECTORS



3 LEG/BEAM ASSEMBLIES
4 LEG CROSS BRACES



	18" Length	36" Length	54" Length	72" Length
4" Height	FP3x4x36x18BK	FP3x4x36x36BK	FP3x4x36x54BK	FP3x4x36x72BK
8" Height	FP3x8x36x18BK	FP3x8x36x36BK	FP3x8x36x54BK	FP3x8x36x72BK
12" High	FP3x12x36x18BK	FP3x12x36x36BK	FP3x12x36x54BK	FP3x12x36x72BK

Custom heights up to 12" available.



TILES

PLATFORM KITS & TILES ALTERNATE FOR EASY INSTALLATION & COST SAVINGS



TILES ARE 100% RECYCLED POST-CONSUMER POLYPROPYLENE



SMOOTH

UOM	PART NUMBER
Single	F01.18x18BK
Case of 4	F01.18x18BK-CS4



OPEN

UOM	PART NUMBER
Single	F02.18x18BK
Case of 4	F02.18x18BK-CS4



DIAMOND-PLATE

UOM	PART NUMBER
Single	F03.18x18BK
Case of 4	F03.18x18BK-CS4

PLATFORM KIT ACCESSORIES (SOLD SEPARATELY)

4" PLATFORM ACCESSORIES

F1.Beam.Join.Kit



For use with the 4" (10 cm) high FOUNDATION modular platform system, these beam join kits connect assembled sections end-to-end to form desired length. Each kit contains 2 connector plates and 4 self-tapping screws.

5"-12" PLATFORM ACCESSORIES

F1.FOOT



TOP

HIGH-TRACTION BOTTOM



Rubber feet reduce the movement of FOUNDATION platforms that are 12 feet (3.66 m) and under. Simply slide the leg cross brace up and place a foot on the bottom of each leg. (For use on FOUNDATION platform 5" or higher.) Each rubber foot is sold individually.

EDGE CUSTOMIZATION ACCESSORIES

Toe Plate



End Toe Plate

F1.TPlate.E.WH

Side Toe Plate

F1.TPlate.B.WH

For use with the FOUNDATION modular platform system, these rigid HDPE toe plates keep objects from falling from the edge of the platform surface. Choose 6' (1.8 m) side plates or 38" (97 cm) end plates.

PLATFORM KIT ACCESSORIES (SOLD SEPARATELY)

4" PLATFORM ACCESSORIES


F1.Beam.Anchor.Kit



For use with 4" (10 cm) high FOUNDATION Platform Kits, these corrosion resistant anchor kits secure the platform to concrete floors. Following the assembly of the 4" (10 cm) platform, use 1 kit for each row of beams. Each kit contains 2 plates and 2 concrete screws.

5"-12" PLATFORM ACCESSORIES

F1.LCB.Anchor



For use with 5" (12.7 cm) and higher FOUNDATION Platform Kits, these corrosion resistant 3.25" (8.26 cm) concrete anchor screws keep platforms firmly in place. Prior to installing the tiles, use a 3/16" (5mm) bit to drill 2" (5 cm) deep and secure 1 screw (bag of 10) into each leg cross brace.

EDGE CUSTOMIZATION ACCESSORIES

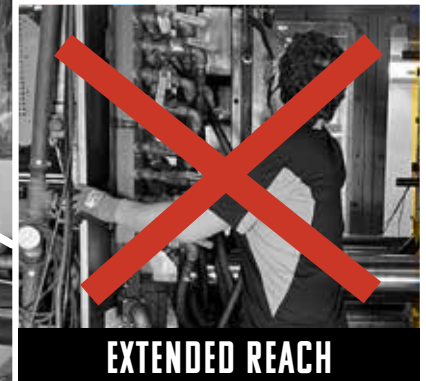
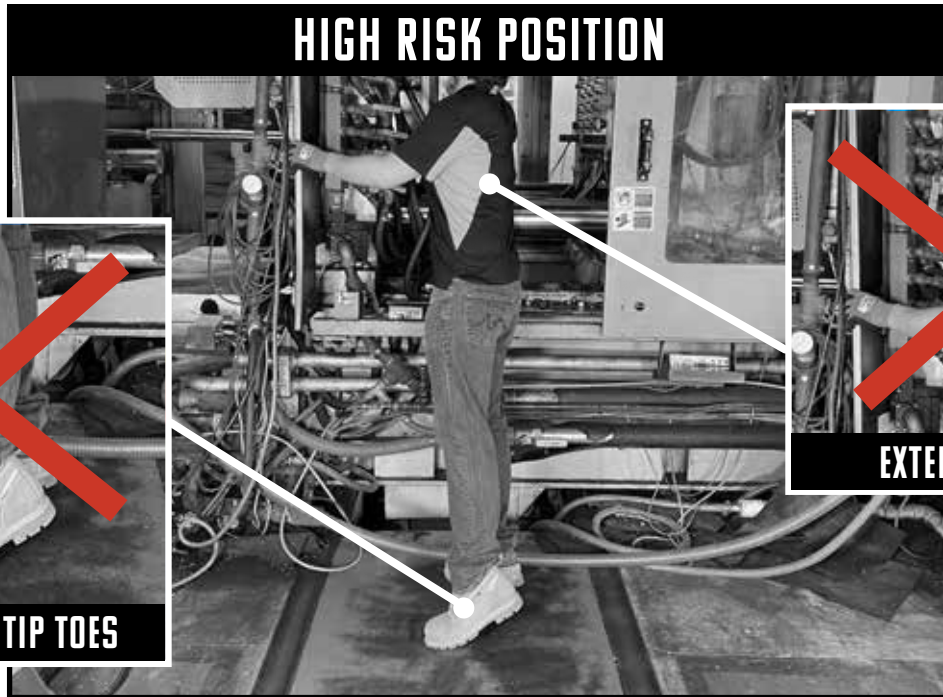
F1.Paint.YL




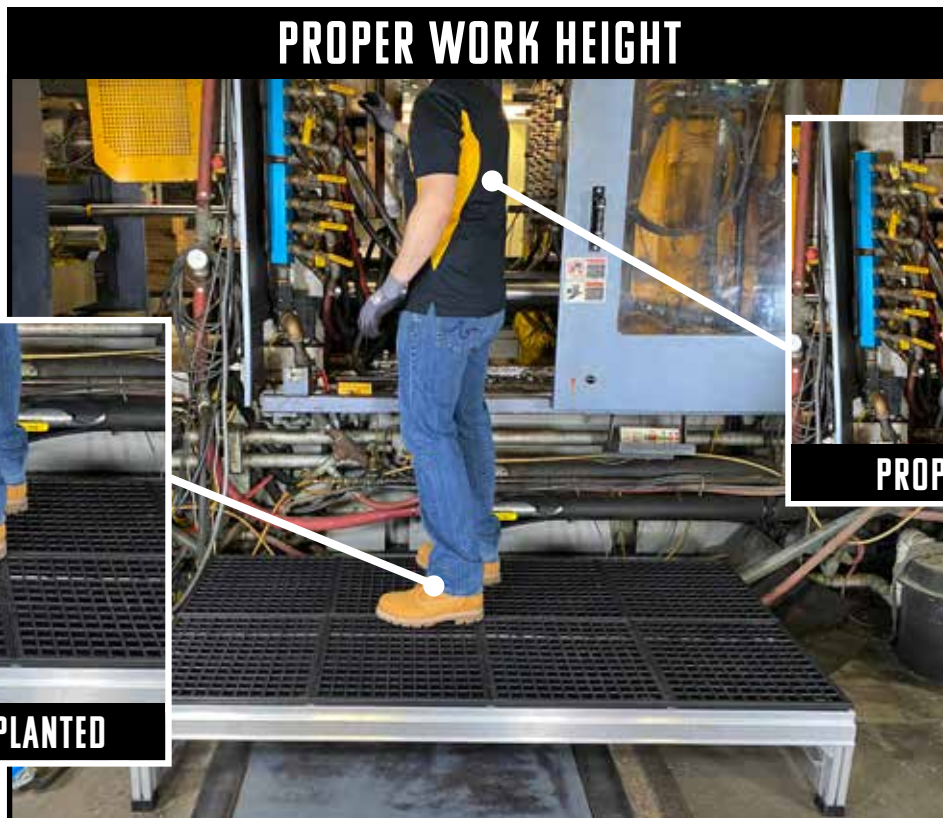
Clearly identify edges and pathways by using this durable yellow spray paint. Our unique formula adheres to all components of the FOUNDATION modular platform system.

KNOW THE SIGNS

DO YOU NEED A PLATFORM FOR A MORE OPTIMIZED HEIGHT?
LOOK FOR THESE TELL-TALE SIGNS



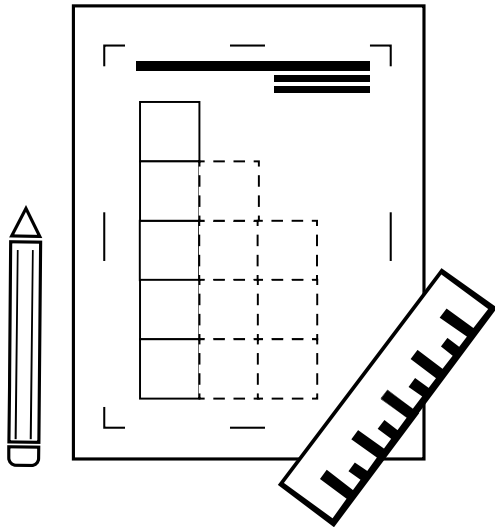
Proper reach improves balance and reduces slips and falls.



NOT SURE WHERE TO START?



LET US HELP YOU PLAN YOUR PLATFORM!



Planning and purchasing your FOUNDATION platform has never been easier! Simply download the planning sheet, answer a few questions and email it to us.

We'll take it from there!

VISIT WEARWELL.COM/FOUNDATIONPLANNING



WEARWELL®

For more information on FOUNDATION™ by Wearwell, check out our website @ Wearwell.com or call 800.264.3030 to place your order

OFFICES

Wearwell, LLC (Headquarters)
Phone: 615.254.8381
or 1.800.264.3030
info@wearwell.com

Wearwell Europe LTD
Phone: 44 1525 307271
info@wearwell-europe.co.uk

WEBSITES

US
wearwell.com
MEXICO
wearwell.com/mx
CANADA
wearwell.com/ca

UK & IRELAND
wearwell.com/uk
FRANCE
wearwell.com/fr
GERMANY
wearwell.com/de